



District Report Card: 2017


| | |
|-----------------------|--------------------------|
| State: Gujarat | District: Navsari |
| Class: 3 | Subject: EVS |
| Schools: 61 | Students: 1192 |


Participation/Coverage


Students

| GENDER  | Boys | | Girls | |
|--|--------|-------|--------|-------|
| | Number | % | Number | % |
| | 578 | 48.49 | 614 | 51.51 |

| AREA  | Rural | | Urban | |
|---|--------|-------|--------|-------|
| | Number | % | Number | % |
| | 934 | 78.36 | 258 | 21.64 |

| CATEGORY  | SC | | ST | | OBC | | GEN | |
|--|--------|------|--------|-------|--------|-------|--------|-------|
| | Number | % | Number | % | Number | % | Number | % |
| | 25 | 2.10 | 722 | 60.57 | 308 | 25.84 | 137 | 11.49 |

| CWSN  | LD | VI | HI | S&LD | ID | Oth |
|--|----|----|----|------|----|-----|
| | 1 | 2 | 1 | 0 | 3 | 13 |

| Management  | Government | | Government-aided | |
|--|------------|-------|------------------|-------|
| | Number | % | Number | % |
| | 1072 | 89.93 | 120 | 10.07 |

Average Performance of Students in EVS (%)

| Overall | Gender | | Area | | Management | | Social Group | | | |
|---------|--------|--------|-------|-------|------------|-------|--------------|-------|-------|-------|
| | Male | Female | Rural | Urban | Govt. | Aided | SC | ST | OBC | GEN |
| 68.13 | 67.47 | 68.75 | 68.42 | 67.08 | 68.53 | 64.56 | 60.80 | 69.60 | 68.14 | 61.70 |

Performance on Learning Outcomes (LOs)

| Learning Outcomes | Description | Average Performance(%) |
|-------------------|---|------------------------|
| E302 | Identifies simple features (e.g. movement, at places found/ kept, eating habits, sounds) of animals and birds in the immediate surroundings. | 55.45 |
| E303 | Identifies relationships with and among family members | 62.59 |
| E304 | Identifies objects, signs (vessels, stoves, transport, means of communication, transport, signboards etc.), places (types of houses/shelters, bus stand, petrol pump etc.) activities (works people do, cooking processes, etc.) at home/school/neighborhoods | 70.46 |
| E305 | Describes need of food for people of different age groups, animals/birds, availability of food and water and use of water at home and surroundings | 70.47 |
| E307 | Groups objects, birds, animals, features, activities according to differences/similarities using different senses. (e.g. appearance/place of living/ food/ movement/ likes-dislikes/ any other features) | 75.86 |
| E309 | Identifies directions, location of objects/places in simple maps using signs/symbols/verbally | 53.76 |
| E310 | Guesses properties, estimates quantities of materials/activities in daily life and verifies using symbols/non-standard units | 66.86 |
| E311 | Records observations, experiences, information on objects/activities/places visited in different ways and predicts patterns etc. | 51.09 |
| E313 | Observes rules in games (local, indoor, outdoor) | 39.14 |
| E314 | Voices opinion on good/bad touch , stereotypes for tasks/play/food in family w.r.t gender, misuse/wastage of food and water in family and school. | 84.82 |

| Range of Performance of Students who Answered Correctly | | | | | | | |
|---|------|-----------|-------|-----------|-------|-----------|-------|
| Below 30% | | 30% - 50% | | 50% - 75% | | Above 75% | |
| Number | % | Number | % | Number | % | Number | % |
| 63 | 5.29 | 184 | 15.44 | 460 | 38.59 | 485 | 40.69 |

Lowest Performing Learning Outcomes (LOs)

1 - Observes rules in games (local, indoor, outdoor) (39.14)

2 - Records observations, experiences, information on objects/activities/places visited in different ways and predicts patterns etc. (51.09)

3 - Identifies directions, location of objects/places in simple maps using signs/symbols/verbally (53.76)

4 - Identifies simple features (e.g. movement, at places found/ kept, eating habits, sounds) of animals and birds in the immediate surroundings. (55.45)

5 - Identifies relationships with and among family members (62.59)